

INTEK™ 17.5 GROSS HP†

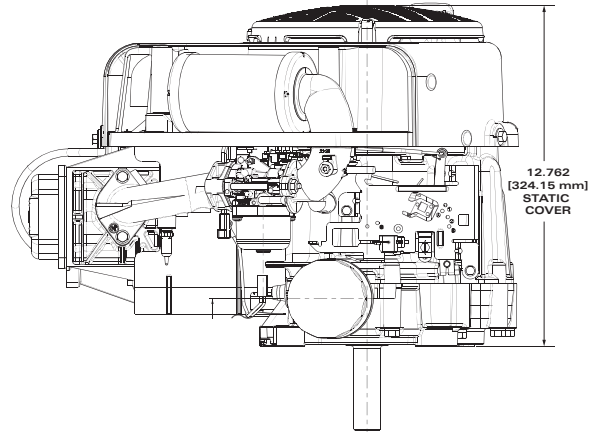
500 CC

Bore 3.56 in. (90.50 mm)

Stroke 3.06 in. (77.80 mm)

Oil Capacity 48 fl. oz. (1.40 L)

Oil Capacity 44 fl. oz. without filter (1.30 L)



FEATURES:

Dura-Bore™ cast iron cylinder sleeve for extended life

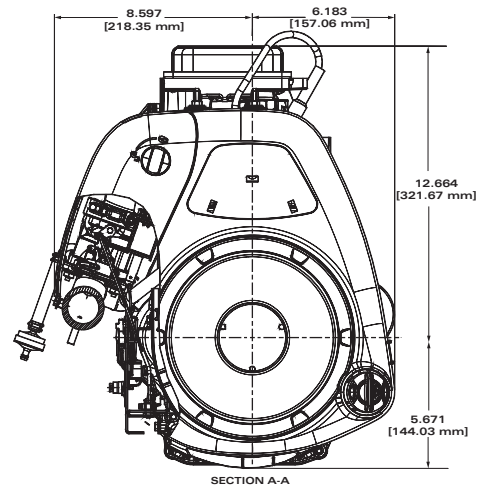
Advanced Debris Management System with our largest dual seal, cartridge-style air filter that provides maximum protection and extends engine life

Float carburetor for consistent easy starting

Overhead valve design (OHV) for cooler operation and longer valve life

Mechanical Governor

Buyer protection package provides two-year limited consumer engine warranty**



MTT	Crankshaft #	P.T.O. Diameter	Drilled & Tapped	Keyway	Length	Starter Position	Controls	Fuel Pump, Integral	Oil Pump with Filter	Choke-A-Matic	ReadyStart®	Ground Wire Terminal	Remote Stop	Fuel Tank (Quarts)	Top Governor Speed	Notes
31R907																
0006-G1	591762	1 in.	7/16-20	1/4-Str.	3-5/32	6:00	R			X		X			3300	5,14
0007-G1	591762	1 in.	7/16-20	1/4-Str.	3-5/32		R			X		X			3300	5,14
0022-G1	591762	1 in.	7/16-20	1/4-Str.	3-5/32		R	X		X		X			3300	5,14
31R976																
0016-G1	591763	1 in.	7/16-20	1/4-Str.	3-5/32	9:00	R	X	X	X		X			3600	1,14
31R977																
0027-G1	591762	1 in.	7/16-20	1/4-Str.	3-5/32		R	X	X	X		X			3300	5,14
0029-G1	591762	1 in.	7/16-20	1/4-Str.	3-5/32		R		X	X		X			3300	4,14
0032-G1	591762	1 in.	7/16-20	1/4-Str.	3-5/32		R	X	X	X		X			3600	5,14
0033-G1	591763	1 in.	7/16-20	1/4-Str.	3-5/32		R		X	X		X			3300	4,14

†All power levels are stated gross horsepower at 3600 RPM per SAE J1940 as rated by Briggs & Stratton.

(1) Engine equipped with 9 AMP DC Battery-less Alternator

(4) Engine equipped with 12 volt Gear Drive Starter and Dual Circuit Alternator (3 AMP DC - 14 Volts AC)

(5) Engine equipped with 12 volt Gear Drive Starter and 9 Amp DC Alternator

(14) Suppress Afterfire Solenoid

Engines in bold type have promotional pricing

**See www.briggsandstratton.com for warranty details.

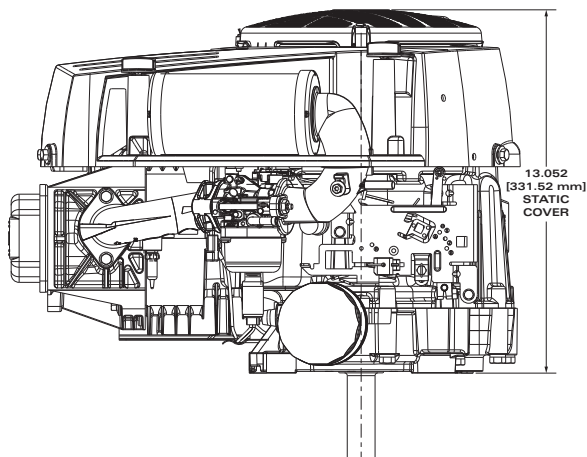
PROFESSIONAL SERIES™ 17.5 GROSS HP†

500 CC

Bore 3.56 in. (90.50 mm)

Stroke 3.06 in. (77.80 mm)

Oil Capacity 48 fl. oz. (1.40 L)



FEATURES:

Dura-Bore™ cast iron cylinder sleeve for extended life

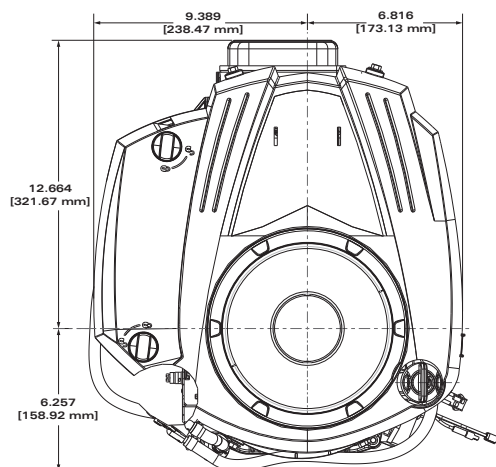
Advanced Debris Management System with our largest dual seal, cartridge-style air filter that provides maximum protection and extends engine life

Float carburetor for consistent easy starting

Overhead valve design (OHV) for cooler operation and longer valve life

Mechanical Governor

Buyer protection package provides two-year limited consumer engine warranty**



MTT	Crankshaft #	P.T.O. Diameter	Drilled & Tapped	Keyway	Length	Starter Position	Controls	Fuel Pump, Integral	Oil Pump with Filter	Choke-A-Matic	ReadyStart®	Ground Wire Terminal	Remote Stop	Fuel Tank (Quarts)	Top Governor Speed	Notes
31S977																
0005-G1	591763	1 in.	7/16-20	1/4-Str.	3-5/32	R	X	X	X	X	X	X		3300	5,14	
0006-G1	591763	1 in.	7/16-20	1/4-Str.	3-5/32	R	X	X	X	X	X	X		3300	5,14	
0011-G1	591763	1 in.	7/16-20	1/4-Str.	3-5/32	R	X	X	X	X	X	X		3300	6,14	
0015-G1	591763	1 in.	7/16-20	1/4-Str.	3-5/32	R	X	X	X	X	X	X		3300	5,14	

†All power levels are stated gross horsepower at 3600 RPM per SAE J1940 as rated by Briggs & Stratton.

(5) Engine equipped with 12 volt Gear Drive Starter and 9 Amp DC Alternator

(6) Engine equipped with 12 Volt Gear Drive Starter and 16 AMP DC Alternator

(14) Suppress Afterfire Solenoid